

Backflow requirements for bidet toilet seats and flexible hoses

Plumbing Advisory Note

Revised December 2025

The Office of Technical regulator (OTR) has revised this advisory note to reflect changes in the Plumbing Code of Australia and toilet seat bidet technology.

Specification 41 in the Plumbing Code of Australia (PCA) outlines cross-connection hazards and corresponding hazard ratings.

The PCA has determined a **“high hazard”** for the purpose of individual protection for:

- (f) Bidets and toilet douche seats where the outlet in any position is not 25 mm above the overflow level of the pan.
- (g) Bidets installed without a minimum 25 mm air gap
- (h) Handheld bidet hoses and trigger sprays.

Note: For point (f) a high hazard backflow prevention device can be part of the toilet douche seat or installed separately.

Bidets with integral backflow

Compliant integral backflow

Currently there is one type of integral high hazard cross connection control method that complies with the PCA 2022 without the requirement for an additional high hazard backflow device as follows:

- A bidet douche with an integral airgap that complies with *AS2845.2 Registered air gaps and registered break tanks*.

Legislative requirements

The National Construction Code Series Volume Three, Plumbing Code of Australia (PCA) sets out the requirements for plumbing installations in Australia.

When you install a plumbing system that meets the requirements of **AS/NZS 3500** you are meeting the deemed to satisfy requirements in the PCA.

AS/NZS 3500.1 Water services details suitable backflow devices depending on the hazard rating of Low/Medium/High.

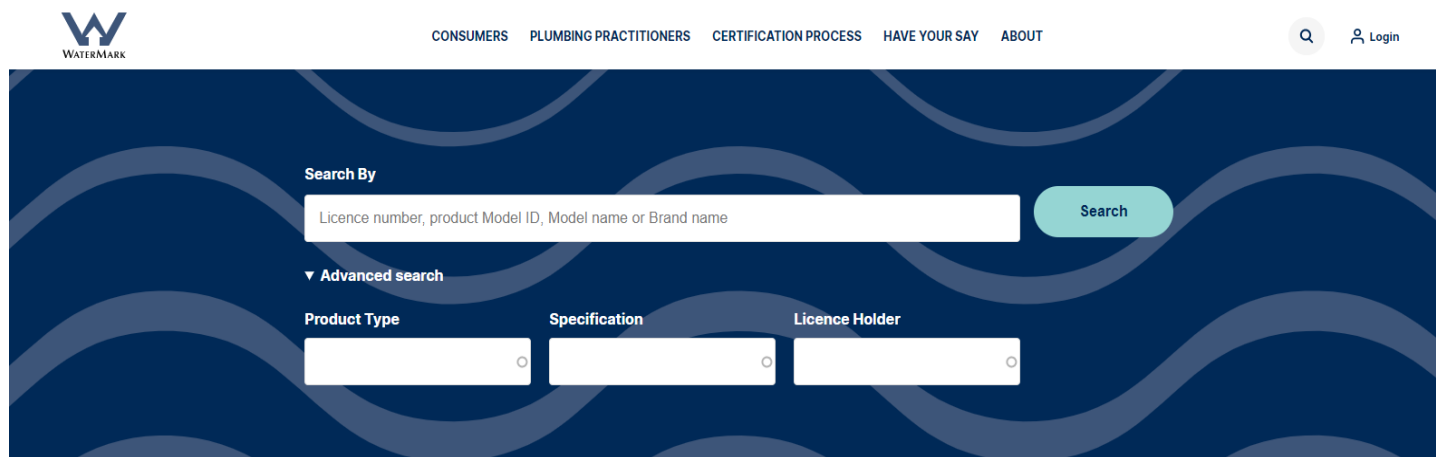
All Bidet douche seats, suites and bidet hoses must be WaterMark compliant and display the WaterMark Logo



How do I know if my bidet has integral backflow?

You can search the WaterMark website (figure 1) for the licence of the bidet product, to determine if there is compliant integral backflow:

watermark.abcb.gov.au



The screenshot shows the WaterMark website's search interface. At the top left is the WaterMark logo. The navigation menu includes 'CONSUMERS', 'PLUMBING PRACTITIONERS', 'CERTIFICATION PROCESS', 'HAVE YOUR SAY', and 'ABOUT'. On the right, there is a search icon and a 'Login' link. The main search area features a 'Search By' section with a text input field containing the placeholder 'Licence number, product Model ID, Model name or Brand name' and a teal 'Search' button. Below this is an 'Advanced search' section with three dropdown menus labeled 'Product Type', 'Specification', and 'Licence Holder'.

Figure 1: The WaterMark website

Below is an example of a WaterMark licence with compliant integral backflow:

Certificate

000000

Model ID

11111111

Model Name

Bidet douche

Brand Name

Exemplor

DtS Installation

Yes

Categories

Water closet pan

Description

4.5/3L WH IN-WASH. Includes air-gap assessed and found to comply with the requirements of a registered break tank of AS 2845.2. Also includes Backflow Prevention device in accordance with AS2845.1. Includes integral bidet seat in compliance with WMTS 051.

Scope of Use

Pans intended for use with flushing cisterns and other flushing devices complying with AS 1172.2

If you are still unsure, please contact the OTR for clarification.

Bidets without integral backflow

When installing a bidet douche suite, or seat without compliant integral backflow, a high hazard individual backflow device must be installed upstream of the bidet to comply with *AS/NZS 3500.1*.

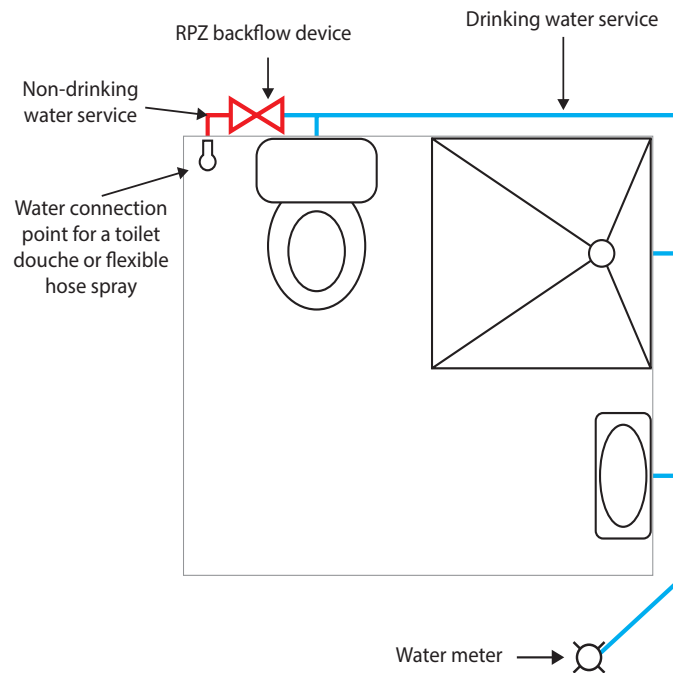


Figure 2: Example of an individual backflow prevention device fitted upstream of a water connection point servicing a toilet seat bidet/douche or a flexible hose adjacent to a toilet.

Handheld bidet hoses and trigger sprays

When a bidet hose has been installed, a "high hazard" backflow device must be installed upstream for the purpose of individual protection. The backflow device must comply with *AS/NZS 2845.1* or *AS 2845.2* and be installed to the requirements of *AS/NZS 3500.1*.




Figure 3: Example of 20 mm reduced pressure zone (RPZ) device valve assemblies installed upstream of a flexi-spray outlet in a domestic setting.

Bidettes

A bidette is a sanitary fixture equipped with a mixer tap over the bowl of the pan. Bidettes can be installed as an alternative to toilet seat douches and flexible hoses. The water outlet of all bidettes are at least 25mm above the overflow level of the fixture and does not require testable backflow devices to be fitted to the water supply to the fixture.



Figure 4: Example of a bidette with an outlet more than 25mm above the rim of the pan.

Testing and commissioning backflow prevention devices

All installations of backflow prevention devices must be tested and commissioned by a licensed plumber. Results must be recorded in the OTR's official 'Commission, inspection and maintenance' report.

All testable backflow prevention devices must also be tested annually by a licensed plumber and the results recorded in the OTR's official 'Commission, inspection and maintenance' report.

Reports must be completed and forwarded to the OTR within seven days of testing:

Email

otr.plumbbackflow@sa.gov.au

Post

Office of the Technical Regulator
Plumbing Trades
GPO Box 320
Adelaide SA 5001

Contact the Office of the Technical Regulator for more information

Online otr.sa.gov.au

Email otr.plumbregulator@sa.gov.au

Phone 1300 760 311



Government of
South Australia